


BW21

Fusing Resistors Compliant with RoHS2

Concept
Model



- It realizes a signal fuse of the rated 480A.
- It can be cut off a circuit by energization to the heater resistor when the abnormal status like over-charging.
(Resistor part is connected to the fuse part electrically so that fuse part can break contact of resistor part at a time.)
- It can be cut off the circuit within 130sec, after energization to the heater resistor so it can be protected quickly.
- It realizes the low height type which is 18mm.
- Eco-Friendly products being in compliance with RoHS2.

It does not contain the regulated 10 substances including lead(Pb), cadmium(Cd).

■ Rating

Type number		BW21/R65	BW21/2R3	BW21/8R8	Terminals
Fuse part	Rated current(※1)	480A			②－②
	Rated voltage (※2)	DC 140V			
	Interruptible range	DC73V,480A ∼ DC140V,63A			
	Resistance value	0.05mΩ or below			
Fusing Resistor part	Operating voltage range(※3)	13 ∼ 15 V	22 ∼ 29 V	43 ∼ 58 V	②－③
	Resistance value and tolerance	0.65Ω ±5%	2.3Ω ±5%	8.8Ω ±5%	
	Rated power	20W			
Insulation resistance between terminals after fusing-off		2,000MΩ or over			②／② ②／③
Withstanding voltage between terminals after fusing-off		AC1,000V			
Safety standard		expect UL1412			②－③

※1 As for continuous applicable current, please contact us separately.

If the ambient temperature exceeds 45°C continuously, please use BW21 in accordance with the Temperature Derating Characteristics.

If the copper bus bar cross-sectional area is under 100mm², please use BW21 with derating.

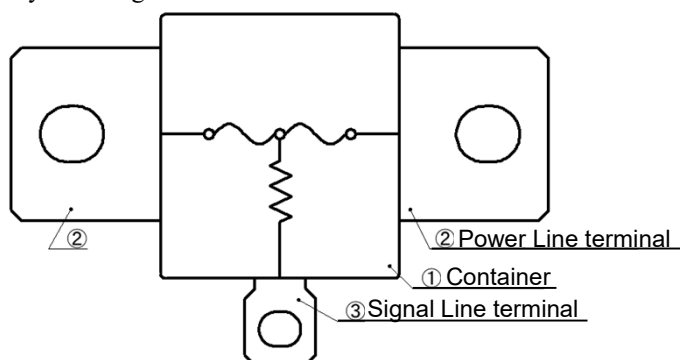
※2 This is maximum voltage at which BW21 can open a circuit under rated current condition.

Please use BW21 in accordance with the derating curve, if the voltage exceeds DC73V.

※3 Range of voltage can be changed depending on requests. Please feel free to contact us separately in regard of the details.

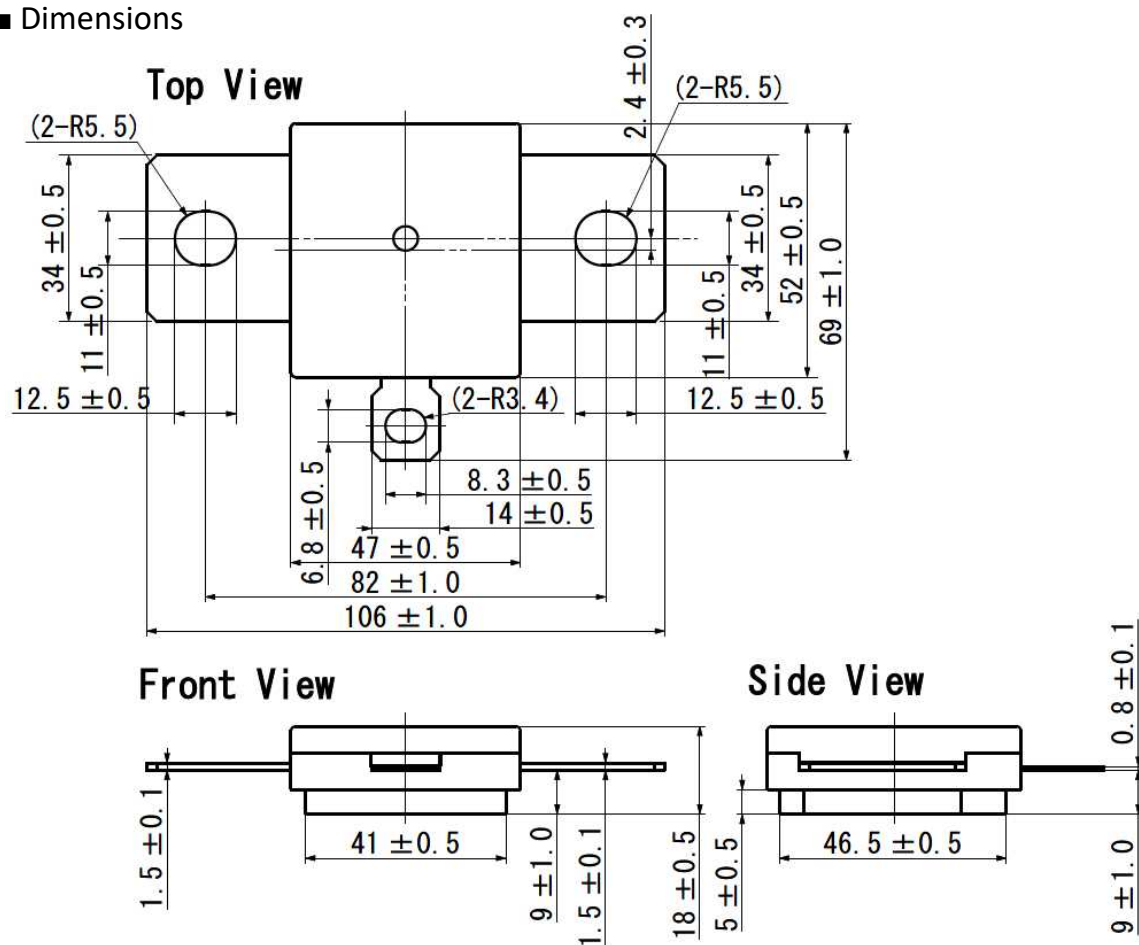
■ Constructs

BW21 is a three-terminals fusing resistors that is a combination of two fuses and a resistor and can be installed by fastening M10 and M6 screw.



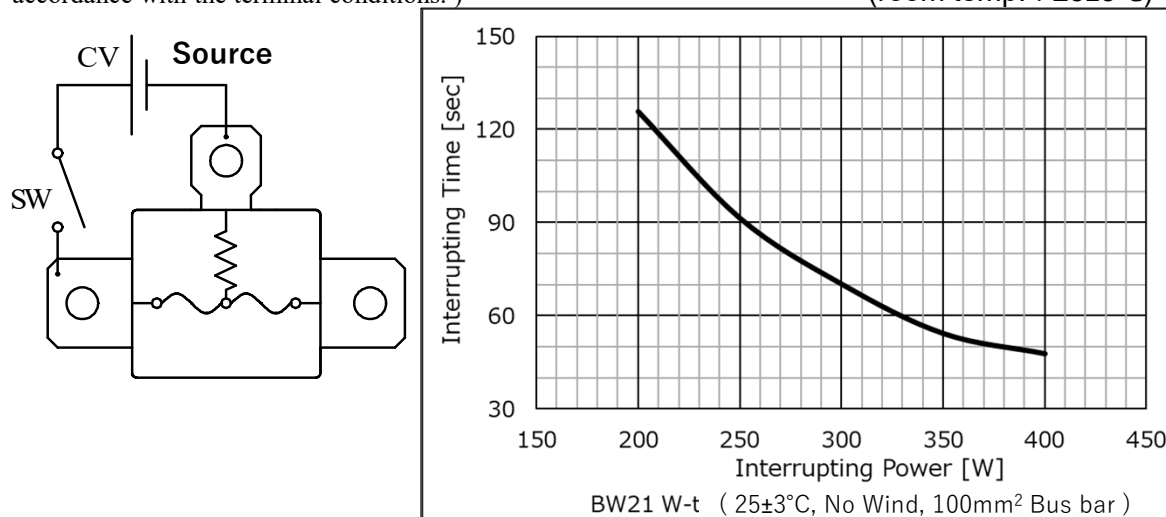
No.	Part Name
①	Container
②	Power Line terminal
③	Signal Line terminal

■ Dimensions



■ Interrupting Time [W-t]

SW was closed to apply a predetermined constant voltage to the resistor part of the BW21. The interruption time was then measured. (Please note that the W-t characteristics would be different in accordance with the terminal conditions.) (room temp. : $25 \pm 3^\circ\text{C}$)



Remark · Please note that above mentioned specification are based on prototype and are subject to change without any notice.

Uchihashi Estec Co.,Ltd.

● Head Office
5-36, Imazu-Kita3-chome, Tsurumi-ku,
Osaka538-0041, Japan
TEL+81-6-6962-6666 FAX+81-6-6962-6668

<http://www.uchihashi.co.jp>

2025. 05 (rev. 6)